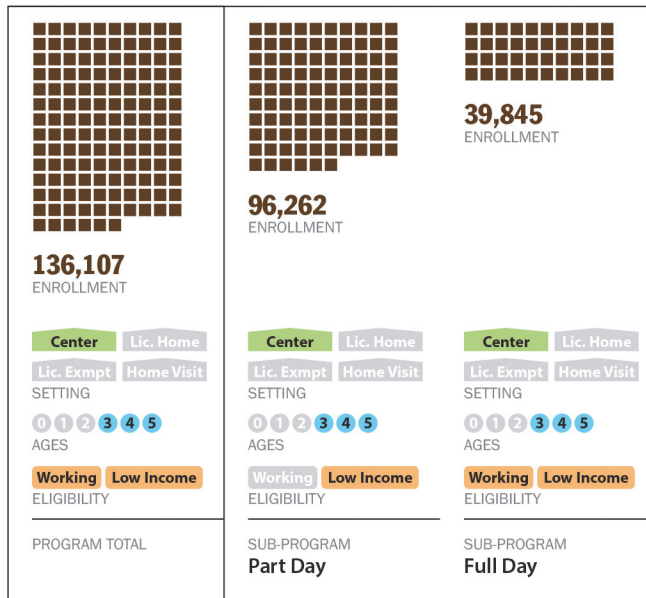
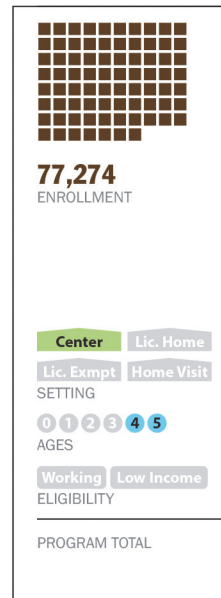


California's Early Care and Education Programs

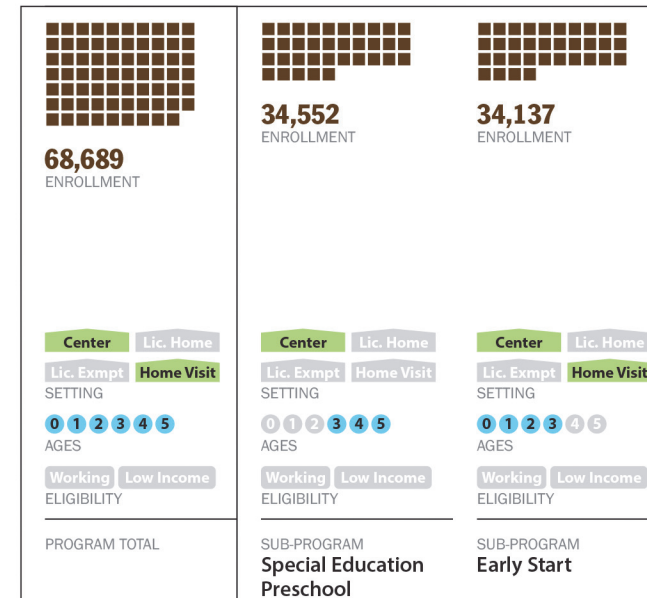
California State Preschool Program



Transitional Kindergarten



Special Education



Key

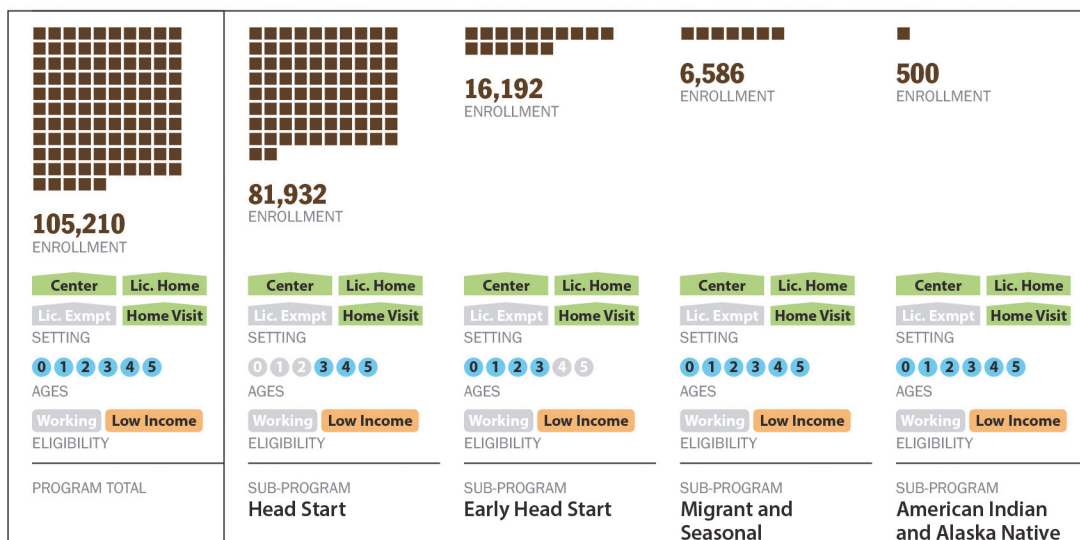
PROGRAM ENROLLMENT (Birth to age 5)
 ■ 1,000 Children / square ▲ <500 Children

PROGRAM SETTING
 Center Lic. Home
 Lic. Exmpt Home Visit

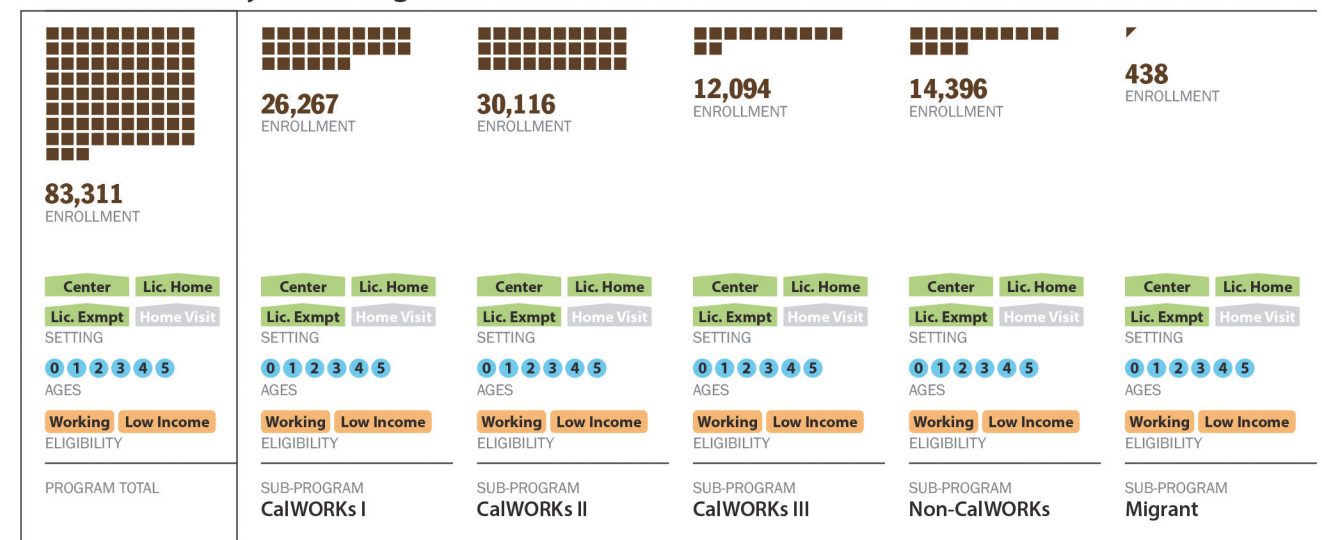
PROGRAM AGES
 0 1 2 3 4 5 Children's age in years

PROGRAM ELIGIBILITY
 Working Low Income
 Parents must be working, seeking work, or in school
 Parents must be low-income (income threshold varies), homeless, or in the child welfare system.
 Eligibility varies locally

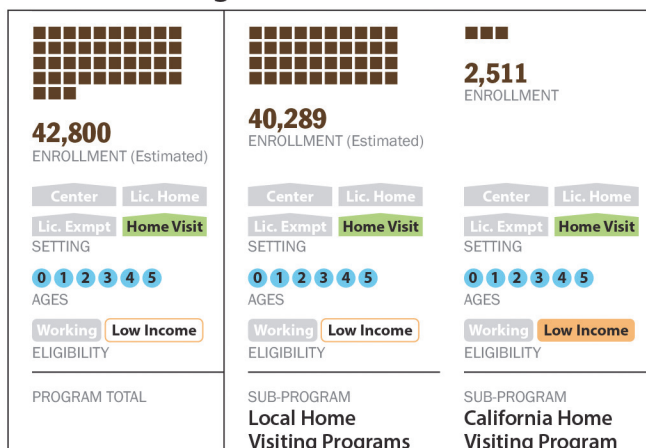
Head Start



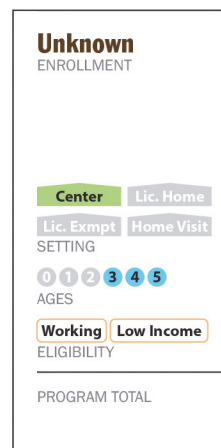
Alternative Payment Programs



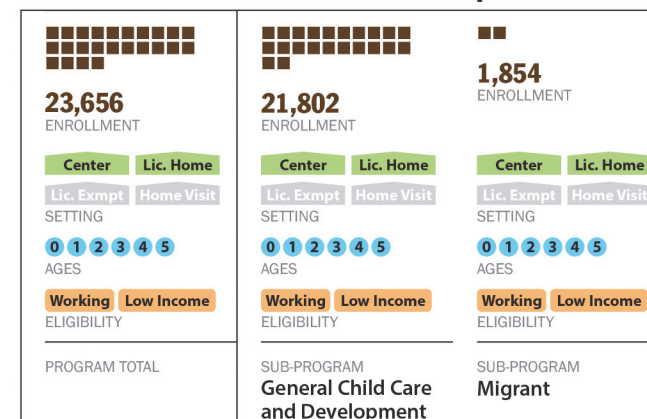
Home Visiting



District-Based Preschool



General Child Care and Development



Note: This graphic shows the state- and federally funded ECE programs for children birth to age 5 that are part of California's complex early learning system, many of which are composed of several subprograms. Programs vary in the ages they serve, the settings in which they operate, and their eligibility requirements.

Enrollment data are for 2015-16, except for Early Start, Special Education Preschool, Transitional Kindergarten, and Home Visiting, which are for 2014-15. Transitional Kindergarten enrollment likely expanded in 2015-16. Home Visiting enrollment is an estimate from an analysis conducted by Next Generation. Children enrolled in multiple programs may be counted more than once.

Sources: LPI analysis of child care data reports, 2016 and Transitional Kindergarten program participation from Dataquest, 2014-15, California Department of Education; CW 115 child care monthly report, 2016, California Department of Social Services; Program Information Reports, 2016, Administration for Children and Families; IDEA Part C Child Count and Educational Environments, 2014, U.S. Department of Education; Pham, H.V. & Crow, S. (2015). Voluntary home visiting data book: Assessing need and access in California. San Francisco, CA: Next Generation; Special Education Preschool data from Barnett, W. et. al. (2016). The state of preschool 2015. New Brunswick, NJ: National Institute for Early Education.